

Onslow Ambulatory Services HEALOW: TELEVISIT – Patient Guide



OAS
March 2020

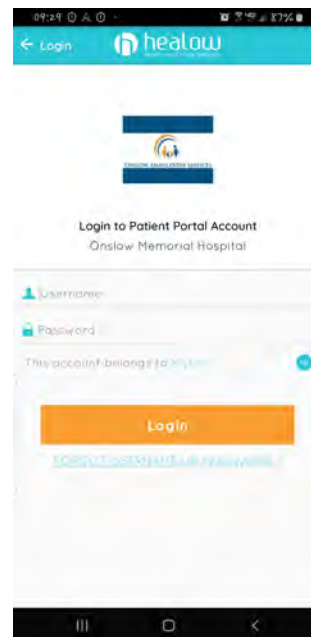
REQUIREMENTS:

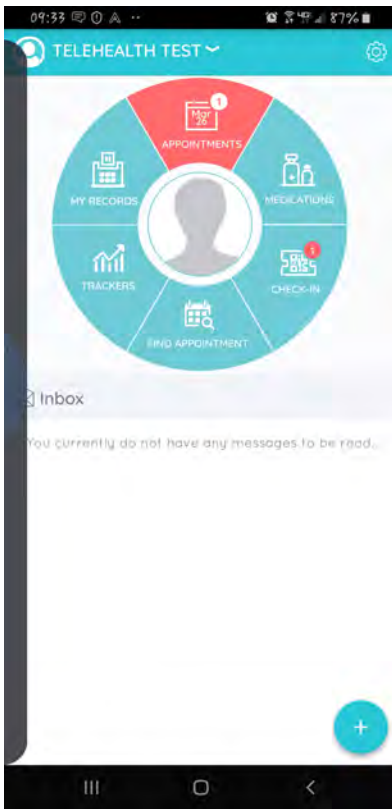
- A Smart phone capable of downloading the Healow app from the Google Play Store or Apple App Store
- Login credentials to the Patient Portal
- Must have successfully logged into the Patient Portal via web or URL link below

https://mycw8.eclinicalweb.com/onmh/jsp/100mp/login_otp.jsp

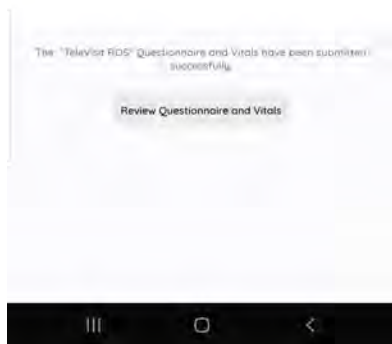




1. Download **healow** app on your phone.
2. Search for our practice by entering the practice code: **GFCBBA**
3. Log into **healow** app with your patient portal username and password.
4. Go to the appointments tab on **healow** app.





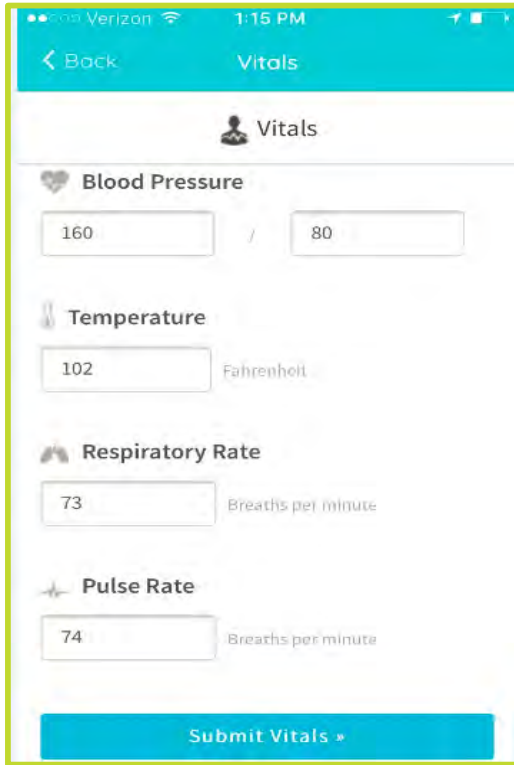
5. In the My Appointments section, click on the TeleVisit icon under the appointment time.



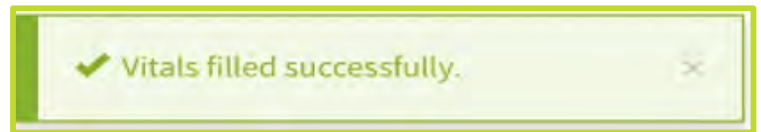
6. Click on the Start TeleVisit button on the bottom of the screen.

7. To enter your vitals and Questionnaire information, click on the review vitals and Questionnaire button at the bottom of the screen

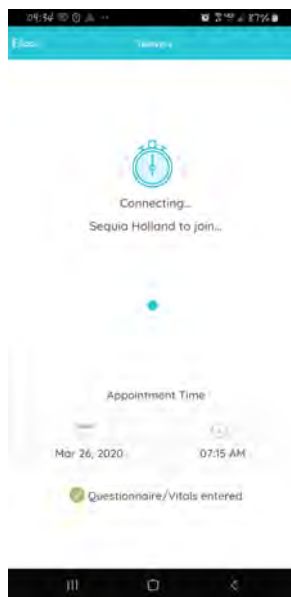
If you do not have any vitals to enter please just select “submit vitals” and skip this screen.



***You will get the message
was filled out successfully.***



8. Once vitals have been submitted, click on Start TeleVisit.



9. Once you click Start TeleVisit, your doctor will be notified that you are ready for the visit. You will then be connected to your doctor.